

Support for Students

Introduction

This guide shows how to log in to your digits® student account, check your scores and assignments, and begin working in digits®.

My Math Universe

First, go to www.myMATHuniverse.com/digitsRealize. Enter the user name and password that your teacher provided.

Be sure to write all of your log-in information in your Student Companion in case you forget.

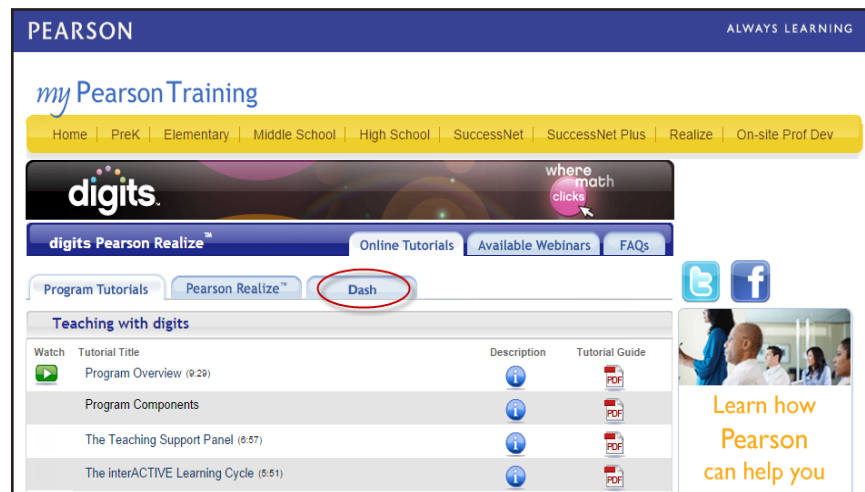
My Name: _____

My Teacher's Name: _____

My School: _____

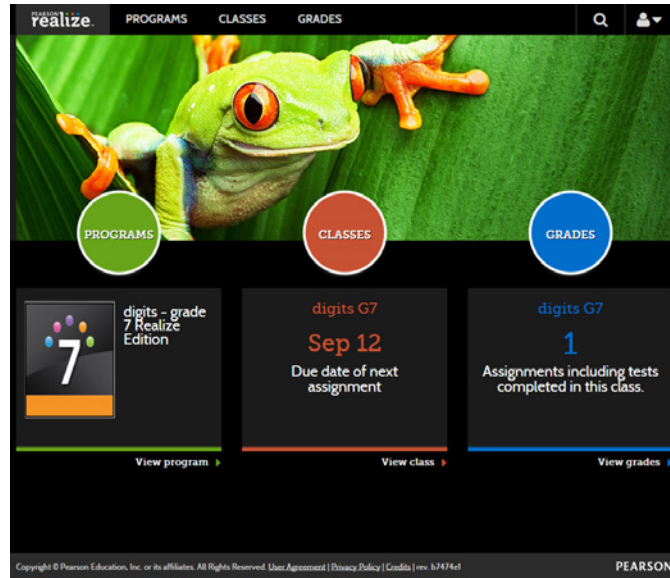
Your Student Companion is a write-in worktext you will use to solve problems, take notes, and write about math during the lesson.

The Student Companion and Homework Helper are also available as eText on ACTIVE-book. Your teacher may access ACTIVE-books on Dash. Use the same log-in information to access Dash. For more information about Dash, view the tutorials on this Web site.



Home Page

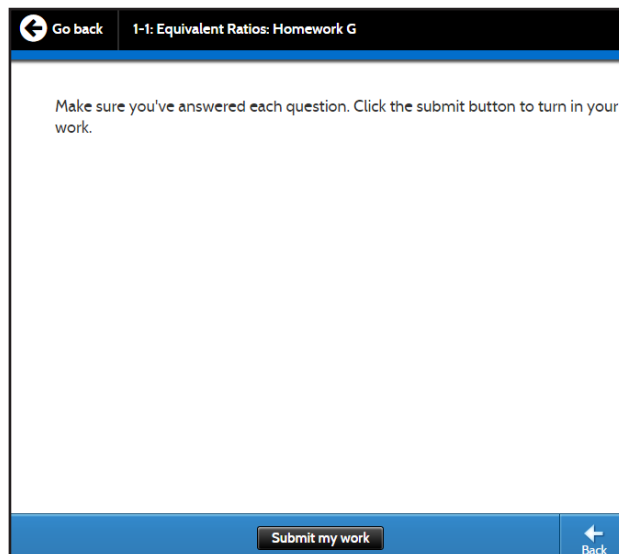
After logging in to your digits® student account, you will be on your class home page.



The first thing you should do is check to see if there are any assignments due under Classes. Click **Classes** to review a list of the assignments you have not started, are in progress, or are complete. To start an assignment, click on the image or text.

Assignments

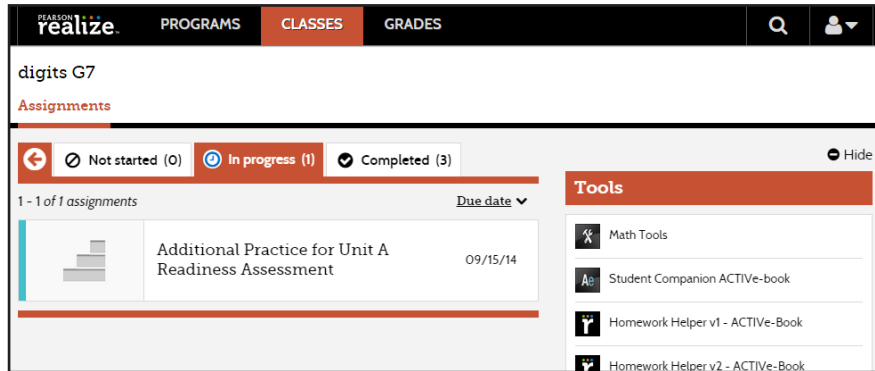
As you complete your homework assignments, select or enter your responses. Then, click **Check Answer** for automatic feedback. If your response is incorrect, you will receive feedback about how to solve the problem and have a chance to fix your response. If you still cannot solve the problem, you can choose to try again with a similar exercise. When you are done, click **Submit my work**. Click **Try again** if you would like to retake the assignment. Your new score will replace the previous.



If you would like to attach a file to your assignment, click **Attach**. Locate the file you would like to submit, and click **Attach**.

In Progress

If you have started an assignment but not completed it, it will appear under In progress. Make sure you complete all assignments before their due dates.



Lesson Activities

If your teacher has assigned a lesson to you, review each portion, and click the check mark at the bottom of the page to let your teacher know you completed that part. Once you have completed all parts of the lesson, click **Turn it in** at the bottom of the page.

Practice

Did you know you can review and preview lessons to help you study and remember what you learned in class?


From your home page, click **Classes** to view lessons and other class materials for exploration and practice.

Keep in mind that when you preview class lessons or activities from the Practice view, your work is not saved and the results are not collected. Only assigned activities can be saved and submitted.

More Options

The class home page contains several other options that may be helpful.

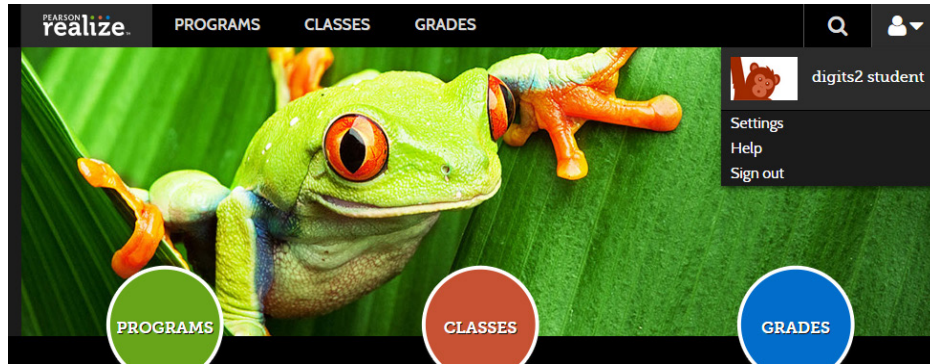
Click **Grades** to see your scores and progress on assignments.



In the upper-right corner, click the magnifying glass to search for content in your course.

Click the student icon for a drop-down menu.

- Change your personal information under Settings.
- Click **Help** for support in using Pearson Realize™.
- Click **Sign out** to end your digits® session.



Remember that you can't break anything, so take some time to look around and see what your class has to offer.

Review

This guide showed how to log in to your digits® student account, check your grades and assignments, and begin working in digits®.